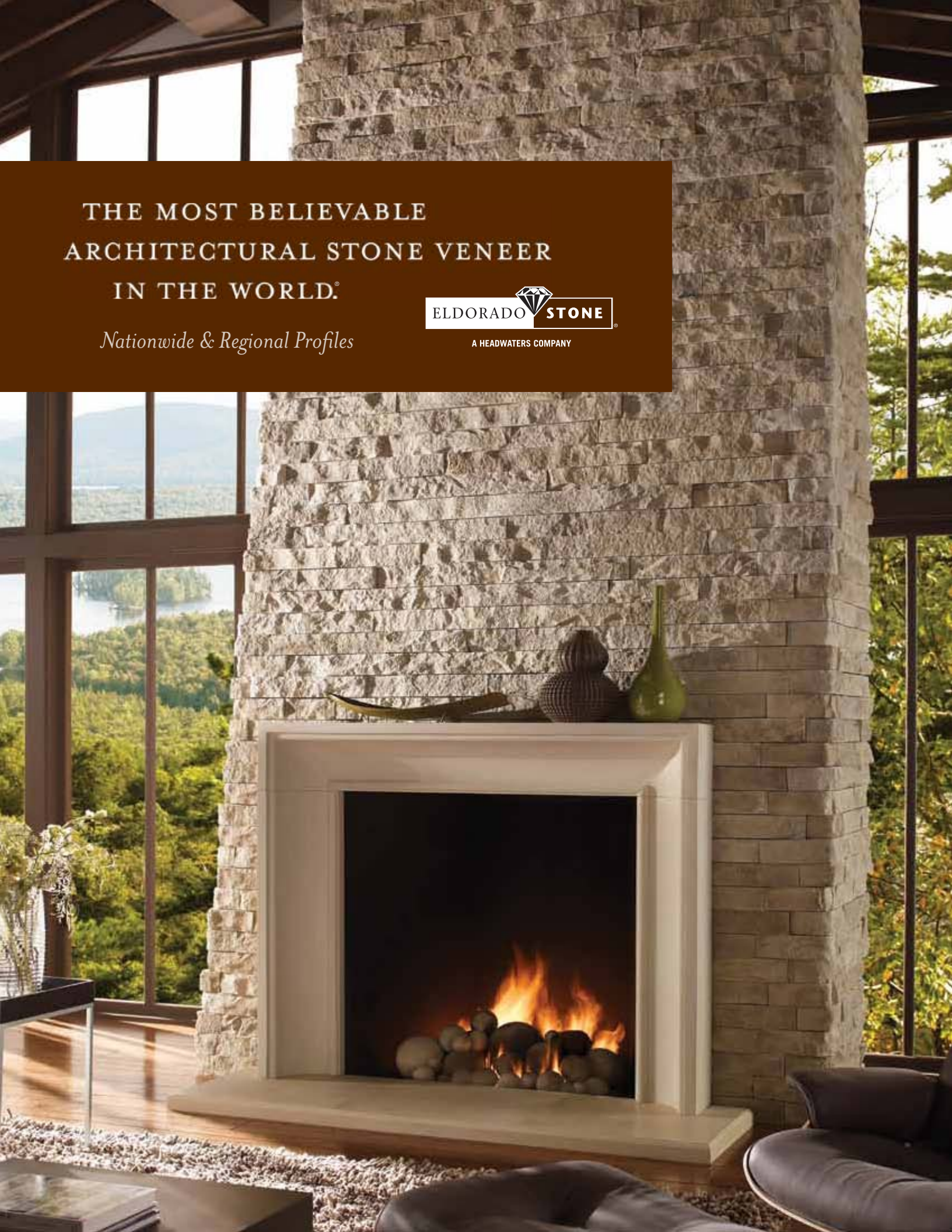


THE MOST BELIEVABLE
ARCHITECTURAL STONE VENEER
IN THE WORLD.®

Nationwide & Regional Profiles



A HEADWATERS COMPANY



CONTENTS

NATIONWIDE PROFILES	4	WESTERN PROFILES	32
LedgeCut33™	5	Coastal Ledge™	33
Cypress Ridge®	5	Coarsed Stone™	33
Ashlar	5	Cut Coarse Stone™	33
Mountain Ledge	6	CoastalReef™	33
Mountain Ledge Panels	6	Rustic Ledge®	33
Fieldledge®	9	Stacked Stone	34
Hillstone®	9	Cobblestone	34
Stacked Stone	10	Limestone	34
Rustic Ledge®	12	Mountain Ledge	34
Top Rock	13	Country Rubble™	36
Shadow Rock	13	Weather Edge™	36
Country Rubble™	14	River Rock	36
Cliffstone®	14	Quarrystone®	36
RoughCut®	17	Creek Cobble®	37
Limestone	17	Eldorado Adobe™	38
Bluffstone™	18		
River Rock	18		
ELDORADO BRICK®	19	NORTHWESTERN PROFILES	40
		Stacked Stone	41
REGIONAL DISTINCTIONS	24	Broken Top	41
		River Rock	41
EASTERN PROFILES	26	Limestone	41
CoastalReef™	27	Vintage Manor™	41
RoughCut®	27	Mountain Ledge Panels	42
Ledge Quartz™	27	Cobblestone	42
Mountain Ledge	27	Cliffstone®	42
Country Rubble™	28		
Castle Stone	28	GEMSTONE™ WALLS	43
Limestone	28		
Granite	28	ARCHITECTURAL ACCENTS	47
Shadow Rock	31		
Weather Edge™	31	CRAFTSHIELD™	54
Bluffstone™	31		
		ELDORADO PROFILE SIZES	55

For any additional information on color, shape & textures, visit www.eldoradostone.com

Nationwide Profiles and Accents manufactured throughout the continental United States are available through our certified network of Dealers and Distributors. We also offer a variety of Regional Profiles manufactured in your specific region. They are indigenous stones developed for local architectural styles and color palettes. See page 24 for more details.

WWW.ELDORADOSTONE.COM | 800.925.1491

Cover Image: Birch LedgeCut33 with a dry-stack grout technique



Stone. The Foundation for Memorable Spaces.

For more than 35 years, Eldorado Stone® has been refining the art of architectural stone veneer. Today, Eldorado Stone is recognized for creating stone veneer that is truly believable, rich in texture and full of character. In a word: authentic. It's no wonder that Eldorado Stone is specified by discriminating architects, builders, designers and masons the world over.

This is a comprehensive product catalog, yet it simply can't tell the entire story. To fully appreciate Eldorado Stone, you've got to see it to believe it. Start by visiting www.eldoradostone.com to view inspirational installations of unique products and projects. Then, visit your local Eldorado distributor.

In short, we encourage you to leave no Eldorado Stone unturned. The more you discover, the more you'll be convinced that Eldorado is *The Most Believable Architectural Stone Veneer in the World*®.



LOOKING FOR INSPIRATION?

See how some of the most talented architects and designers nationwide have combined shape, texture, color, volume and light to create unique and memorable spaces with stone.

To find out how you can obtain *The Allure of Permanence*, an exquisite 160 page full-color hardbound book, visit www.eldoradostone.com or call 800.925.1491.



Orchard Cypress Ridge & Cassis Modena Brick with an overgrout technique

NATIONWIDE PROFILES

Every piece of Eldorado Stone® is cast from a special mold of an actual natural stone, selected for its exceptional shape, texture and character. Each stone is hand-finished by highly trained Eldorado Stone artisans using a variety of natural mineral oxides which infuse each stone with rich, authentic tones. The distinctive, one of a kind process is Eldorado's alone, and it's also what guarantees *The Most Believable Architectural Stone Veneer in the World.*®

Some stone profiles transcend geography. These are the stones that are as popular in Massachusetts as they are in Oregon, as desirable in Virginia as they are in Wyoming. These are the stones that comprise the Nationwide profiles of Eldorado Stone.

So, whether you're remodeling a farmhouse in Pennsylvania, building a lodge in Colorado, restoring a ranch in Arizona or renovating a coastal home in California, there's a Nationwide profile — or combination of Nationwide profiles — for the job.

LEDGECUT₃₃[™]



BIRCH *LedgeCut33*



SAGE *LedgeCut33*



DUNE *LedgeCut33*

LEDGECUT₃₃ BRINGS MODERN REFINEMENT TO YOUR SPACE

LedgeCut33 offers individual stones for an authentic appearance. The 33 represents the 3" height and 3 lengths of 12", 18" and 24" within the profile.

CYPRESS RIDGE[®]



ORCHARD *Cypress Ridge*



SUMMERHOUSE *Cypress Ridge*



COUNTRYSIDE *Cypress Ridge*

ASHLAR



SANTA BARBARA *Ashlar*



BEDFORD *Ashlar*



FAIRMONT *Ashlar*

MOUNTAIN LEDGE



DURANGO *Mountain Ledge*



BITTERROOT *Mountain Ledge*



SHASTA *Mountain Ledge*



MESA VERDE *Mountain Ledge*



SIERRA *Mountain Ledge*



YUKON *Mountain Ledge*

MOUNTAIN LEDGE PANELS



SILVERTON *Mountain Ledge Panels*



RUSSET *Mountain Ledge Panels*



PIONEER *Mountain Ledge Panels*

SIMPLIFYING LARGE-SCALE INSTALLATION

Mountain Ledge Panels are shaped like Mountain Ledge stones (above) but they are precast as a panel system to facilitate ease of installation where larger stones are needed for a greater expanse or height. The simplicity of this panel system retains the appearance of Mountain Ledge's precision hand-laid dry-stack set.



Mountain Ledge Panel detail



Durango Mountain Ledge with a dry-stack grout technique



Custom Veneto Fieldledge with an overgrout technique



Molano Hillstone with an overgrout technique

FIELDLEDGE®



VENETO *Fieldledge*



MESETA *Fieldledge*



UMBRIA *Fieldledge*



ANDANTE *Fieldledge*



PADOVA *Fieldledge*

HILLSTONE®



LUCERA *Hillstone*



VERONA *Hillstone*



BERGAMO *Hillstone*



MOLANO *Hillstone*

STACKED STONE



BLACK RIVER *Stacked Stone*



DRY CREEK *Stacked Stone*



NANTUCKET *Stacked Stone*



PAGOSA SPRINGS *Stacked Stone*



SANTA FE *Stacked Stone*



ALDERWOOD *Stacked Stone*



CASTAWAY *Stacked Stone*



CHAPEL HILL *Stacked Stone*

ELDORADO OUTDOOR™

If you're interested in building an outdoor living space, we invite you to discover our innovative new product line, **Eldorado Outdoor**. A series of lightweight yet strong outdoor cabinets that quickly assemble to create kitchens, islands, bar counters, fire pits & fireplaces. Once assembled, Eldorado Stone can be applied to the units on the same day! Go to www.eldoradostone.com/outdoor for the complete recipe.

Black River Stacked Stone with a dry-stack grout technique





Pagosa Springs Stacked Stone with a dry-stack grout technique



Alderwood Stacked Stone with a dry-stack grout technique

RUSTIC LEDGE®



CASCADE Rustic Ledge



SAWTOOTH Rustic Ledge



SEQUOIA Rustic Ledge



SARATOGA Rustic Ledge



SADDLEBACK Rustic Ledge



CLEARWATER Rustic Ledge



Sequoia Rustic Ledge with a dry-stack grout technique
© 2010 Jeffrey Jacobs Photography Inc.

TOP ROCK



LA QUINTA *Top Rock*



MONTANA *Top Rock*



DAKOTA *Top Rock*



BUCKHORN *Top Rock*

SHADOW ROCK



SOMERSET *Shadow Rock*



BRONZE *Shadow Rock*



TETON *Shadow Rock*



SHENANDOAH *Shadow Rock*



CHESAPEAKE *Shadow Rock*

COUNTRY RUBBLE™



CAPRI *Country Rubble*



BELLA *Country Rubble*



POLERMO *Country Rubble*



COGNAC *Country Rubble*

CLIFFSTONE®



LANTANA *Cliffstone*



MESQUITE *Cliffstone*



PONDEROSA *Cliffstone*




MANZANITA *Cliffstone*



CAMBRIA *Cliffstone*



MONTECITO *Cliffstone*



Montecito Cliffstone with a dry-stack grout technique



Autumn Leaf RoughCut with a standard grout technique



Shilo Limestone with an overgrout technique



MOONLIGHT *RoughCut*



AUTUMN LEAF *RoughCut*



VINEYARD TRAIL *RoughCut*



WHEATFIELD *RoughCut*



Wheatfield RoughCut with an overgrout technique

THE IMPACT OF GROUT

Grout color and techniques can dramatically alter the look of any stone. Compare the appearance of Wheatfield RoughCut when dry-stacked (far left) versus overgrouted (left). For more information visit www.eldoradostone.com.

LIMESTONE



YORK *Limestone*



SAVANNAH *Limestone*



CASTILLO *Limestone*



SHILO *Limestone*



SAN MARINO *Limestone*

BLUFFSTONE™



LA PLATA Bluffstone



MINERET Bluffstone



PRESCOTT Bluffstone



BODEGA Bluffstone



COOS BAY Bluffstone

RIVER ROCK



COLORADO River Rock



RIO GRANDE River Rock



SAGINAW River Rock



RAINIER River Rock



YAKIMA River Rock



Bracciano RomaBrick with a weep joint grout technique

ELDORADO BRICK®

All the romance. All the warmth. All the authenticity and all the dramatic potential of brick. And more. Molded from centuries-old European dwellings, every Eldorado Brick has the distinct earthen texture and Old-World character that captures the eye and warms the heart. Each individual brick has irregularly-sized dimensions and subtle color blends that complement the overall visual appeal.

Standard brick looks somewhat commonplace in its conformity. But, Eldorado Brick is a chunk of history. Available in four distinctive profiles and twelve color palettes, Eldorado Brick provides endless opportunities for creative, innovative installation expressions.



DIMENSIONS & TEXTURES UNLIKE CONVENTIONAL BRICK

RomaBrick has a wider proportioned, slightly thicker form. TundraBrick is a classically-shaped profile with slightly squared edges that are chiseled and worn. ViaBrick is proportioned similar to RomaBrick, but smaller in form and ModenaBrick, conventionally sized, has soft corners with round, beveled edges.

Visit online at www.eldoradostone.com/brick to experience more of the romance, warmth, and authenticity of Eldorado Brick.

TUNDRA[®]BRICK



HARTFORD *TundraBrick*



RIVERBED *TundraBrick*



STONEMILL *TundraBrick*



BEACHWALK *TundraBrick*

MODENA[®]BRICK



CASSIS *ModenaBrick*



PANZANO *ModenaBrick*



Riverbed TundraBrick with a standard grout technique



Cassis ModenaBrick with an overgrout technique



Bracciano RomaBrick with a standard grout technique

ROMABRICK®



BRACCIANO RomaBrick



CASTELLO RomaBrick



BROLIO RomaBrick

VIABRICK®



CORTONA ViaBrick



CANTERBURY ViaBrick



DELSOL ViaBrick



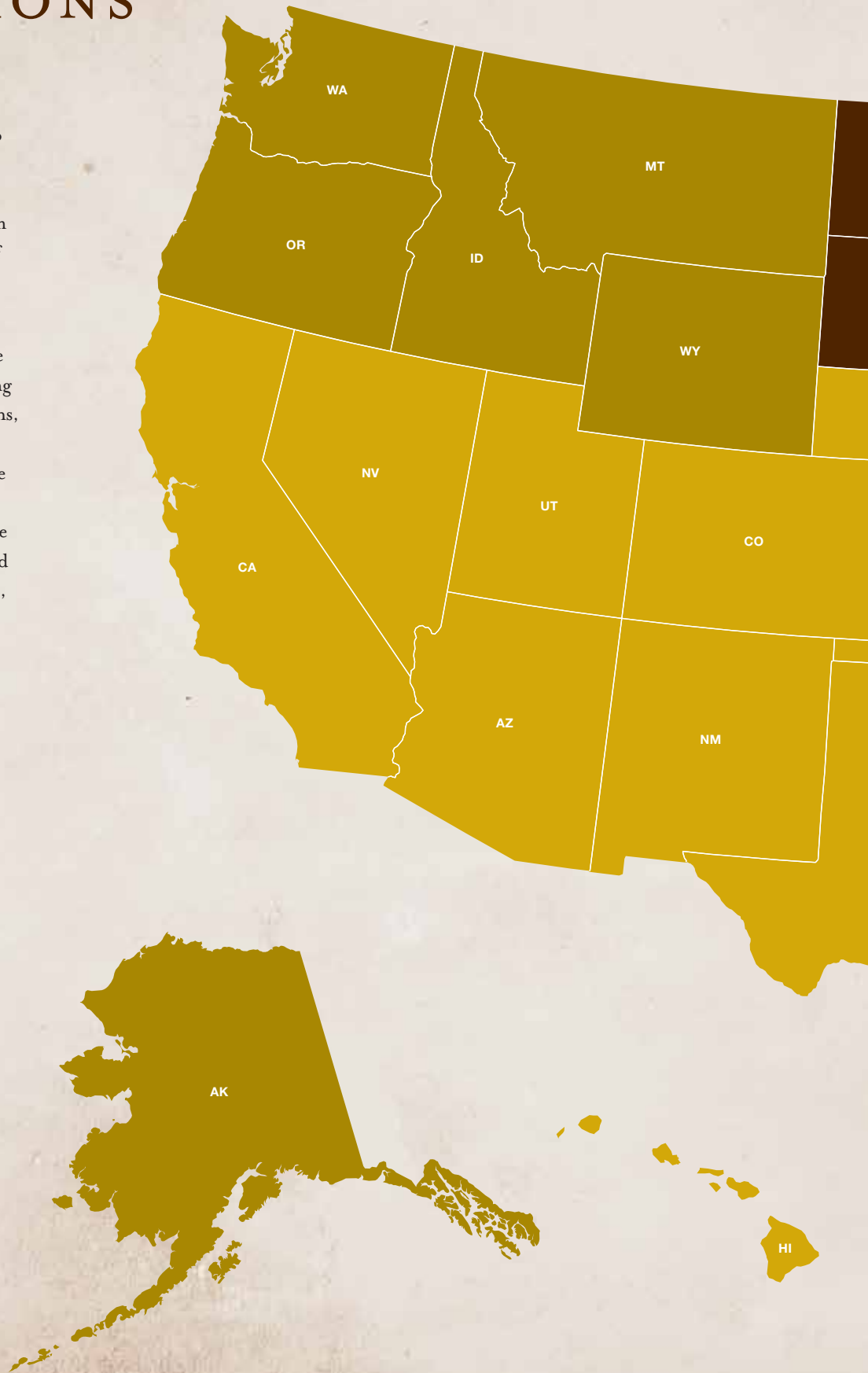
Cortona ViaBrick with a standard grout technique

RESPECTING REGIONAL DISTINCTIONS

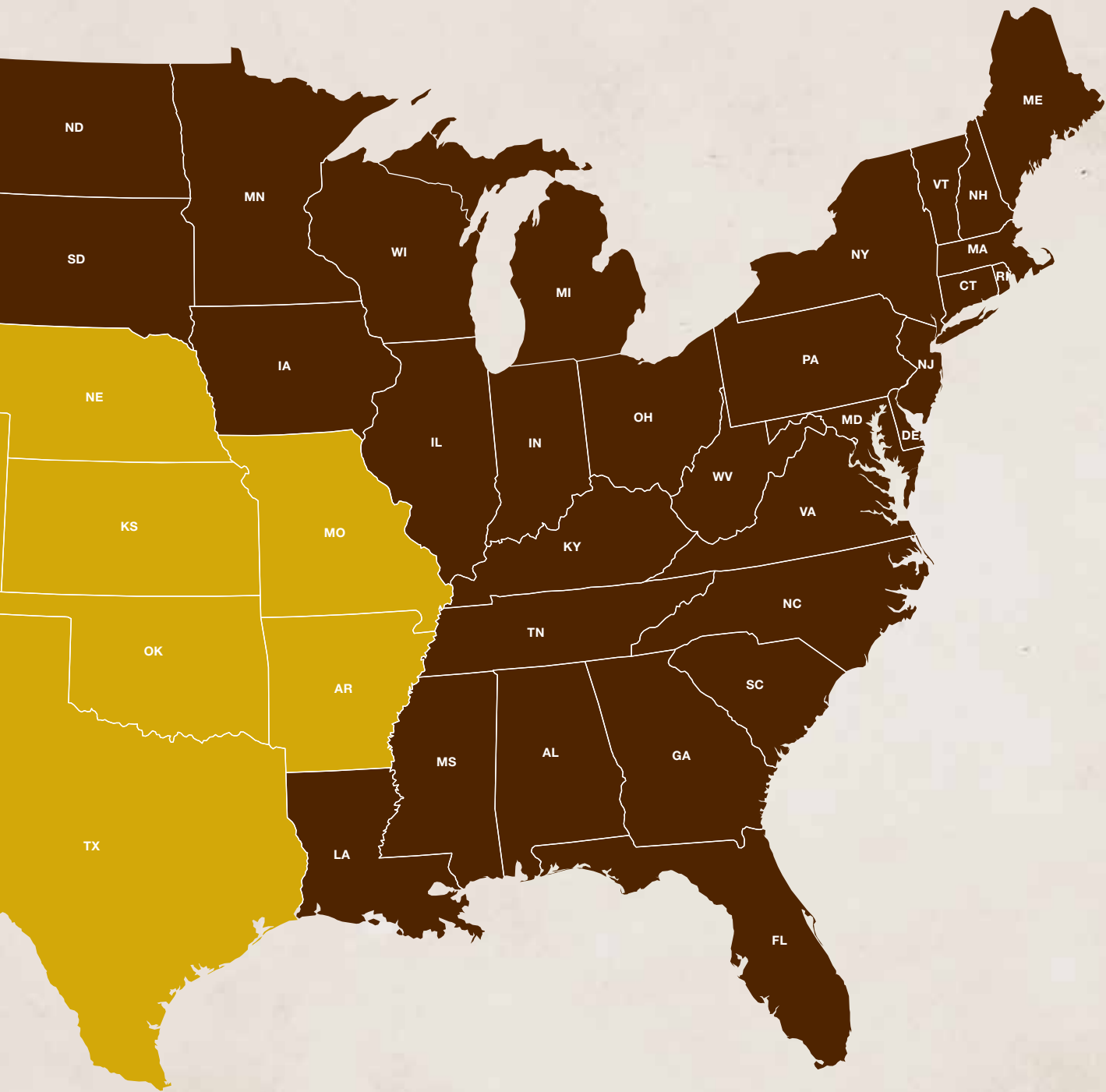
Out of profound respect for regional building materials and styles, Eldorado Stone® has developed and refined its Regional Profiles. Eldorado's Regional Profiles include shapes and colors from three of the most influential regions of the country: the East, the West, and the Northwest.

The stones in our Regional Profiles are the product of countless stone-gathering trips into the fields, meadows, mountains, canyons, and riverbanks that grace different parts of our country. They are also the result of careful study of great American stone architecture – from the classic stone houses of Pennsylvania and the adobe ranch houses of New Mexico, to the ledgerstone homes of Colorado.

The potential design applications for Eldorado Stone are limited only by the imagination.



IN CANADA, ELDORADO STONE IS SERVICED BY NATIONWIDE, EASTERN AND NORTHWESTERN REGIONAL PRODUCT LINES. FOR ADDITIONAL INFORMATION CONTACT ELDORADO STONE AT 800.925.1491.



Nationwide Profiles and Accents manufactured throughout the continental United States are available through our certified network of Dealers and Distributors. We also offer a variety of Regional Profiles manufactured in your specific region. They are indigenous stones developed for local architectural styles and color palettes.

For more information please contact Eldorado Stone toll free at 800.925.1491 or visit www.eldoradostone.com.





Charleston Mountain Ledge with a dry-stack grout technique

EASTERN PROFILES

Dating back to colonial times, the Eastern region of the United States has a rich tradition of building with stone. The Mid-Atlantic states in particular, including New York, New Jersey, Delaware, Maryland, and Pennsylvania, were blessed with plentiful and easily accessible stone — from the ashlar-shaped stone types of New York to the randomness of Pennsylvania rubble. The stone architecture of the region also benefited from the skilled stone workers who immigrated here, particularly from Scotland, Germany, Italy, and the Scandinavian countries.

Eastern region architectural styles were often built with an abundance of stone. From the early 17th & 18th century Georgian, Colonial and Federal styles symmetrically ordered and gracefully detailed, to simplified farmhouses, stone types selected for specific styles remain esteemed depictions for that particular architectural statement.

Eldorado's Eastern Profiles — Mountain Ledge, Country Rubble, Limestone, CoastalReef, among others — respects the shapes, textures and color palettes of the stone types found in the region.

COASTALREEF™



PEARL WHITE *CoastalReef*

ROUGH CUT®



BRUNELLO *RoughCut*

LEDGE QUARTZ™



GRANDVIEW *Ledge Quartz*



SANIBEL *CoastalReef*

MOUNTAIN LEDGE



LEXINGTON *Mountain Ledge*



ASHEVILLE *Mountain Ledge*



CHESTNUT RIDGE *Mountain Ledge*



CHARLESTON *Mountain Ledge*



TIMBERWOOD *Mountain Ledge*



WALNUT RIDGE *Mountain Ledge*



COUNTRY RUBBLE™



ALDERIDGE *Country Rubble*



BERKSHIRE *Country Rubble*



MILLSTREAM *Country Rubble*



RIVER GORGE *Country Rubble*

CASTLE STONE



EASTRIDGE *Castle Stone*

LIMESTONE



BRIDGEPORT *Limestone*

GRANITE



MACKINAC *Granite*




SPRINGFIELD *Castle Stone*



NEW HAVEN *Limestone*



Bridgeport Limestone with an overgrout technique



Amber Falls Weather Edge with a dry-stack grout technique

SHADOW ROCK



CRESCENT PEAK *Shadow Rock*



WILLOW *Shadow Rock*



IRONWOOD *Shadow Rock*

WEATHER EDGE™



AMBER FALLS *Weather Edge*



OLIVE GROVE *Bluffstone*



WOODLANDS *Bluffstone*



DEERFIELD *Weather Edge*



Oyster Cut Coarse Stone with a dry-stack grout technique

WESTERN PROFILES

Think of the American West and what comes to mind: buildings made of stone that almost blend in with the landscape; sprawling ranch style homes on the windswept prairie plains; Spanish colonial architecture with breezeways that welcome the elements; even adobe, the classic Southwestern brick made from earth and straw.

Eldorado Stone's Western Regional Profiles include, among others, Rustic Ledge, Quarystone, Coarsed Stone, River Rock and Country Rubble. Each admires the shapes, textures and color palettes of the stone types found in the region. In addition, Eldorado Stone® now offers one of the most versatile and revered materials in the history of architecture: adobe. For those interested in capturing the essence of the indigenous architecture of the southwestern United States, Eldorado Adobe™ is an excellent choice.

Respecting the regional distinctions that help us develop and refine appropriate regional profiles is what makes Eldorado Stone the manufacturer of *The Most Believable Architectural Stone Veneer in the World.*®

COASTAL LEDGE™



LA JOLLA Coastal Ledge

COARSED STONE™



SANTA BARBARA Coarsed Stone

CUT COARSE STONE™



OYSTER Cut Coarse Stone



SANTA CRUZ Coastal Ledge

COASTALREEF™



SANIBEL CoastalReef

RUSTIC LEDGE®



PINETOP Rustic Ledge



PRAIRIE Rustic Ledge



PEARL WHITE CoastalReef

STACKED STONE



SLATE GRAY *Stacked Stone*



DESERT BLOOM *Stacked Stone*

COBBLESTONE



NEWPORT *Cobblestone*



COAL CANYON *Cobblestone*

LIMESTONE



MONTEREY *Limestone*



APPALACHIAN *Limestone*



RINCON *Limestone*



AUSTIN CREAM *Limestone*

MOUNTAIN LEDGE



OAKRIDGE *Mountain Ledge*



BUCKSKIN *Mountain Ledge*



Coal Canyon Cobblestone with a standard grout technique



Buckskin Mountain Ledge with a dry-stack grout technique

COUNTRY RUBBLE™



ENGLISH *Country Rubble*



CHATEAU *Country Rubble*



BORDEAUX *Country Rubble*

WEATHER EDGE™



WESTERN WISCONSIN *Weather Edge*



NAPA VALLEY *Weather Edge*

RIVER ROCK



AMERICAN BLEND *River Rock*



SIERRA *River Rock*



YOSEMITE *River Rock*

QUARRYSTONE®



JACKSON VALLEY *Quarrystone*



Western Wisconsin Weather Edge with a dry-stack grout technique

CREEK COBBLE®



AMERICAN BLEND *Creek Cobble*



SIERRA *Creek Cobble*



YOSEMITE *Creek Cobble*



ELDORADO ADOBE™

From ancient dwellings to Southwestern pueblos, religious congregations and assemblies, adobe has provided character and warmth for centuries. And now, Eldorado conveys that same endearing ardor for your home.

Three warm, subtle color palettes comprise the adobe product line. Whether it's installed as a monumental façade or a simple retaining wall, Eldorado Adobe is the perfect complement that projects timeless Southwestern charm.

Solano CaminoAdobe with an overgrout technique.

CAMINOADOBE™



SOLANO CaminoAdobe

CAPISTRANOADOBE™



BAUTISTA CapistranoAdobe



CARMELO CapistranoAdobe

ELDORADO ADOBE™ ACCENTS

ADOBE LARGE WALL CAP



ADOBE SMALL WALL CAP





Solano Camino Adobe with an overgrout technique



Willamette Broken Top with a standard grout technique

NORTHWESTERN PROFILES

In general, the geology of the Pacific Northwest is characterized by darker tones; darker than that of the western United States. Consequently, many Northwestern regional profiles from Eldorado Stone reflect this darker color palette. From the dark gray-browns of the tailored, chisel-cut Broken Top to the mix of sienna brown and ashen gray ledge-like stone of Mountain Ledge, each Northwestern regional profile is distinct.

Many Pacific Northwest structures were also built with an abundance of stone. Eldorado's Northwestern Regional Profiles — which includes, among others, Limestone, Vintage Manor, Cobblestone and Stacked Stone honors the architecture by producing stone types respective of the region.

Eldorado Stone. *The Most Believable Architectural Stone Veneer in the World.®*

STACKED STONE



DARK RUNDLE *Stacked Stone*



OLYMPIC *Stacked Stone*



CHINA MOUNTAIN *Stacked Stone*

BROKEN TOP



K-WEST *Broken Top*



WILLAMETTE *Broken Top*

RIVER ROCK



NORTHWEST *River Rock*



MOUNTAIN BLEND *River Rock*

LIMESTONE



MOUNT SAINT HELENS *Limestone*



SACRAMENTO *Limestone*

VINTAGE MANOR™



YORKSHIRE *Vintage Manor*



LONDON *Vintage Manor*

MOUNTAIN LEDGE PANELS



CHINA *Mountain Ledge Panels*



COPPER *Mountain Ledge Panels*



WARM SPRINGS *Mountain Ledge Panels*

COBBLESTONE



BROWN *Cobblestone*



GRAY *Cobblestone*

CLIFFSTONE®



BANFF SPRINGS *Cliffstone*



Copper Mountain Ledge Panels with a dry-stack grout technique



EmberWall with Castaway Stacked Stone

GEMSTONE™ WALLS

Gemstone Walls provide the inspirational recipe for creating drama and beauty inside your home. Experience “before & after” transformations as Eldorado Stone turns ordinary spaces into energized and stunning architectural statements. Each Gemstone Wall has been designed to create a memorable space that is attainable, purposeful and most of all, believable. Get started today by downloading any of our Gemstone Idea Books online, the detailed recipe for making your Gemstone Wall a reality.

*An Idea Book is available online
for each of the Gemstone Wall plans, visit
www.eldoradostone.com/gemstones*



MEDIAWALL™



BEFORE

The MediaWall redefines home entertainment with an unexpected combination of high-tech media components, modern shelving and uniquely curving rustic brick wall.



AFTER MediaWall with Hartford TundraBrick

VINOWALL™



BEFORE

The VinoWall presents the perfect pairing of wine and stone. Create this full-bodied Gemstone Wall in kitchens, dining rooms or perhaps a private wine cellar.



AFTER VinoWall with Orchard Cypress Ridge & Canterbury ViaBrick

ZENWALL™



BEFORE

The ZenWall brings the soothing permanence of the outdoors inside, creating a tranquil space anywhere a relaxing retreat is desired.



AFTER ZenWall with Oyster Cut Coarse Stone

EMBERWALL™



BEFORE

The EmberWall transforms traditional fireplace design into a refined and contemporary architectural statement.



AFTER EmberWall with Castaway Stacked Stone

CANDLEWALL™



BEFORE

The CandleWall is a very impressive plan that combines the warmth and texture of stone with the elegance and subtle glow of candles.



AFTER *CandleWall with Sanibel CoastalReef*

ARTWALL™



BEFORE

The ArtWall is the perfect composition of form and function. This simple, yet stunning transformation can be attained easily and economically in a wide variety of interior spaces.



AFTER *ArtWall with Nantucket Stacked Stone*



Sequoia Rustic Ledge with Buckskin Chiseled Edge Wall and Column Caps

ARCHITECTURAL ACCENTS

Every work of art deserves a great frame and many times it's the final details that make an ordinary project, extraordinary. Architectural Accents from Eldorado Stone are no exception to this philosophy. Each accent has been created by hand to meticulously emphasize unique color hues and detailed sculptural characteristics...the essence of true masonry craftsmanship.



Sawtooth Rustic Ledge with Buckskin Chiseled Edge Hearthstones

CHISELED EDGE ACCENTS

Historically masons have worked with natural stone to create unique accent pieces to finalize their projects. Chiseled Edge Accents feature a hand-dressed appearance with a uniform, yet rustic detail. Available in Taupe, Earth, Smoke and Buckskin.



Taupe



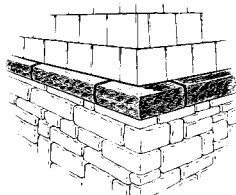
Earth



Smoke



Buckskin



WAINSCOT SILL STRAIGHT



COLUMN & WALL CAPS



Column Caps Available in 2 Sizes:
24" x 24"
30" x 24"
Approx. 2.5" thick

Wall Caps Available in 3 Sizes:
37" x 6"
37" x 9"
37" x 12"
Approx. 2.25" thick

HEARTHSTONE



20" x 20" x 2"

WAINSCOT SILL 90°



TEXTURED COLUMN CAPS



Cap Peak Approx. 5.5"

Available in 3 Sizes with or without Hole:
18" x 18" x 2.5"
22" x 22" x 2.5"
26" x 26" x 2.5"

WAINSCOT SILL 135°



PEAKED WALL CAP



Available in 2 Sizes:
20" x 12" (2.375" Sides with a 3.5" Peak)
20" x 16" (2" Sides with a 3.5" Peak)



Coal Canyon Cobblestone with Smoke Chiseled Edge Column and Wall Caps

ASHLAR ACCENTS

Ashlar Accents are impressive in form and have been sculpted to create uniform edge details. The consistent shape simplifies the installation process, while providing the characteristics and texture of natural stone. Available in Taupe, Earth, Smoke and Buckskin.



Taupe



Earth



Smoke



Buckskin

RUSTIC WALL CAPS




Available in 3 Sizes:
18" x 24"
24" x 24"
30" x 24"
Approx. 5.75" to 7" thick

WALL CAPS




Ships with Approx.
1/3 Each of 3 Sizes:
16" x 12"
17" x 12"
20" x 12"
Approx. 5.75" to 6.5" thick




WINDOW QUOINS




Available in 3 Sizes:
18" x 4" x 9.5"
12" x 4" x 9.5"
6" x 4" x 9.5"
Approx. 1.25" to 2.5" thick



KEystone & ARCHSTONE



Approx. 1.5" to 2" thick

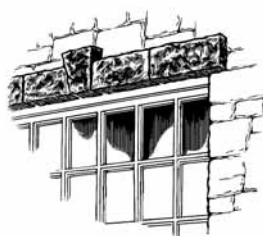



LINTEL



Available in 4 sizes
24" x 2.75" x 6"
30" x 2.75" x 6"
36" x 2.75" x 6"
42" x 2.75" x 6"

ASHLAR ACCENTS



TRIM STONES



Approx. 2" thick

CUT HEAD *Straight*



17.75"

Approx. 1.5" to 2.5" thick

KEYSTONE



CUT HEAD *Left or Right*



17"

Approx. 1.5" to 2.5" thick



San Marino Limestone with Buckskin Ashlar Trim Stones, Keystones and Wainscot Sills

SNAPPED-EDGE ACCENTS

Snapped-Edge Accents feature irregular edge details and random undulations that look as if they had been hand chiseled on location. Additionally, each accent features subtle yet contrasting color highlights on the surface and edge details for the ultimate natural appearance. Available in Walnut, Pewter and Sand.



Walnut



Pewter



Sand

WAINSCOT SILL



19.75" x 3" x 1.5" (face)
to 2.5" (back)

COLUMN CAPS




Available in 3 Sizes:
18" x 18" x 1.5"
22" x 22" x 1.5"
24" x 24" x 1.5"

WALL CAPS



Available in 2 Sizes:
18" x 14" x 1.5"
24" x 14" x 1.5"

HEARTHSTONE



20" x 20" x 1.5"

RECESSED DRIP EDGE

Snapped Edge Wainscot Sills have a recessed drip edge on the underside to prevent water from returning behind the stone or dripping onto the face of the stone wall.



OLD WORLD ACCENTS

Mason's have long created distinctive forms with concrete to trim their stone and brick installations. These accents were usually created with wood molds or forms, showcasing uniform shape, yet an overall handcrafted appearance. Old World Accents embody this age old technique and are available in three colors; Cortona, Riverbed and Bracciano.



Riverbed



Cortona




Bracciano

TRIM MOLDING



11.5" x 4.5" x 2"

COLUMN CAPS



Available in 2 Sizes:
21.75" x 21.75" x 3"
25.5" x 25.5" x 3"

WALL CAPS



Available in 2 Sizes:
23.75" x 11.75" x 2"
23.75" x 17.75" x 2"

CROWN DETAIL



11.5" x 2.875" x 2"

TRAVERTINE ACCENTS

The natural appearance of Travertine is captured flawlessly in these accents. Designed to trim doorways and windows, the refined stone texture will surely dress up any project. Available in Taupe, Earth, Smoke and Buckskin.



Taupe



Earth



Smoke



Buckskin

CORNER MOLDING

Left or Right



18" x 5"



TRIM MOLDING

Straight



18" x 5"



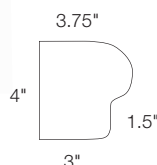
KEystone



9.5"

9.5"

5"



WINDOW SILL

Left or Right



26" x 4"

WINDOW SILL

Straight



24" x 4"

UTILITY ACCENTS

Utility Accents create a simple yet decorative way of transitioning from the utility to the stone or brick veneer.



Taupe




Earth



Smoke



Buckskin



LIGHTBOXES



11"

1.75" (thick)

9.5"



10"

1.75" (thick)

8"

ELECTRICAL BOXES



12"

1.75" (thick)

8"



8"

2" (thick)

8"



8"

1.75" (thick)

8"



8"

2" (thick)

6"



Easy to apply, CraftShield adds long-lasting protection to any installation of manufactured stone veneer

CRAFTSHIELD™

Preserving the Art of Masonry. CraftShield is a protective treatment that preserves the intended artistry and beauty of manufactured stone veneer while safeguarding the surface from the elements.

- **WATER REPELLENT:** CraftShield is a pre-diluted, penetrating, breathable and water-based silane/siloxane water repellent.
- **VERSATILE:** Designed for use on concrete and most masonry surfaces including Eldorado Stone and Eldorado Brick veneer.
- **10 YEAR PROTECTION:** Chemically bonds deep within the stone to help resist staining, spalling, cracking and other damage related to water intrusion.
- **LOW VOCs:** Low odor and alkaline-stable formula is ideal for both exterior and interior applications.
- **WON'T CHANGE THE LOOK:** Goes on wet and dries invisible to the eye.



A gallon of CraftShield covers 150-200 sq. ft. of surface area

ELDORADO PROFILE SIZES

STONE	HEIGHT	LENGTH	THICKNESS	PAGES
ASHLAR	4" – 12"	11" – 26"	.625" – 3"	5
BLUFFSTONE™	1" – 5.5"	4" – 22"	1.375" – 3.5"	18, 31
BROKEN TOP	1.5" – 10.25"	3.25" – 21.75"	1.25" – 3.125"	41
CASTLE STONE	4" – 14"	5" – 17"	1.5" – 2"	28
CLIFFSTONE®	1.25" – 6"	4" – 22"	1" – 2"	14, 42
COARSESTONE™	11.75"	12", 18", 24", 30"	1.5"	33
COASTAL LEDGE™	1" – 4"	4" – 24"	1" – 2.75"	33
COASTALREEF™	4" – 12"	4" – 16"	1" – 1.5"	27, 33
COBBLESTONE	2.5" – 12"	4" – 21"	1.875" – 2.75"	34, 42
COUNTRY RUBBLE™	2" – 18"	4" – 18"	1" – 2.5"	14, 28, 36
CREEK COBBLE®	1.5" – 8"	3" – 8"	1" – 2.5"	37
CUT COARSE STONE™	3", 6", 9"	12", 18", 24"	.75" – 2.5"	33
CYPRESS RIDGE™	1.25" – 18"	4" – 24"	1" – 3.5"	5
FIELDLEDGE®	1.5" – 15"	5" – 18"	1.25" – 1.5"	9
GRANITE	3" – 18"	5" – 24"	1.5" – 2.625"	28
HILLSTONE®	1" – 12"	3" – 18"	1" – 3.25"	9
LEDGE QUARTZ™	3" – 11"	7" – 28"	1" – 3"	27
LEDGECUT ₃₃ ™	3"	12", 18", 24"	.75" – 2"	5
LIMESTONE	2.25" – 8"	3.5" – 17"	1" – 2.5"	17, 28, 34, 41
MOUNTAIN LEDGE	1" – 4"	4" – 18"	1" – 3.5"	6, 27, 34
MOUNTAIN LEDGE PANELS	5"	8", 12", 20"	1" – 2.5"	6, 42
QUARRYSTONE®	1.25" – 15"	6" – 22"	1" – 1.75"	36
RIVER ROCK	1.5" – 15"	3" – 18"	2" – 3.5"	18, 36, 41
ROUGH CUT®	2" – 11"	2" – 18.375"	1.5" – 2.5"	17, 27
RUSTIC LEDGE®	1" – 5"	6.5" – 20"	1" – 2.5"	12, 33
SHADOW ROCK	2" – 10"	5" – 24"	2" – 3.5"	13, 31
STACKED STONE	4"	8", 12", 20"	.625" – 2"	10, 34, 41
TOP ROCK	2" – 20"	5" – 24"	1" – 2.75"	13
VINTAGE MANOR™	4" – 12"	8" – 16"	1" – 1.375"	41
WEATHER EDGE™	1.25" – 8"	5" – 25"	1" – 3.5"	31, 36
BRICK				
MODENABRICK®	2.5"	8"	.75" – .875"	20
ROMABRICK®	1.5" – 2"	9" – 10.25"	1.125" – 1.25"	23
TUNDRABRICK®	2.5"	7.875"	.875"	20
VIABRICK®	1.25" – 1.75"	7" – 7.25"	.875"	23
ADOBE				
CAMINO ADOBE™	5"	15.5"	1.375" – 1.5"	38
CAPISTRANO ADOBE™	3.5"	15"	1.25"	38

* These are nominal ranges. Actual sizes may vary slightly.

PHOTOGRAPHER CREDITS

Eric Figge Photography, Inc.	4, 21 (bottom)
Jeffrey Jacobs Photography Inc.	12
Jeremy Hess Photography	8 (top), 30, 51
John Bare Photography	8 (bottom), 37, 47 (top)
Linna Photographics	33 (top), 35, 40, 47 (bottom), 49
Mariko Reed Architectural Photography	15
Owen McGoldrick Photography	11 (top), 19, 22
Reimers & Hollar Photographers	35 (bottom), 38, 39
Roharik Photographic	29
TC Studios	Front Cover, 3, 10, 23, 32, 43-46
The Shadowlight Group	16 (top), 21 (top)
Whitney Cox, Photographer	26





Shamrock Materials, Inc

San Rafael Store: 415-455-1575

Cotati/Rohnert Park: 707-792-4695

Because Eldorado Stone replicates natural stone, variations should, and can be expected. Even though colors in this brochure are as close to the actual stone as possible, photographic and printing techniques — and actual viewing conditions — can alter perception of color.

If you would like more information on prices, availability of stone, the name of your local distributor, or answers to any questions not covered in this brochure, please contact us. We would be happy to assist you with your stone building plans. Detailed installation instructions, specifications, technical information and test data is available upon request.